


# SELECTIVE PALLET RACK



## Selective pallet rack

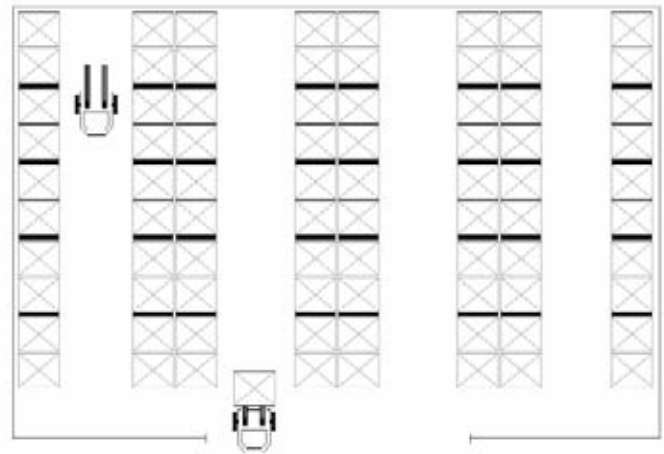


Selective Pallet Rack is one of the best solutions for warehouses where it is necessary to keep a wide variety of products (SKUs).

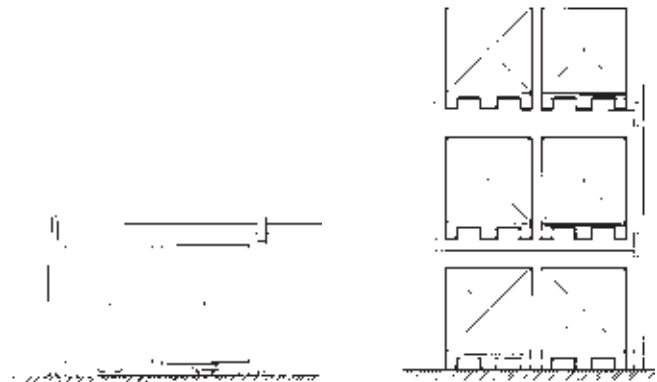
**Selective pallet rack offers:**

- Direct access to all stored pallets.
- The advantage of handling one pallet without the need to move others.
- Easy stock control. Each place is a one-pallet position.
- Load flexibility, both in terms of weight and volume.

A typical pallet rack layout is shown on figure (1): single rows at the walls and back-to-back rows in the space in between. Among the factors which determine aisle width and rack height are: pallet size and weight, forklift and usable warehouse height.



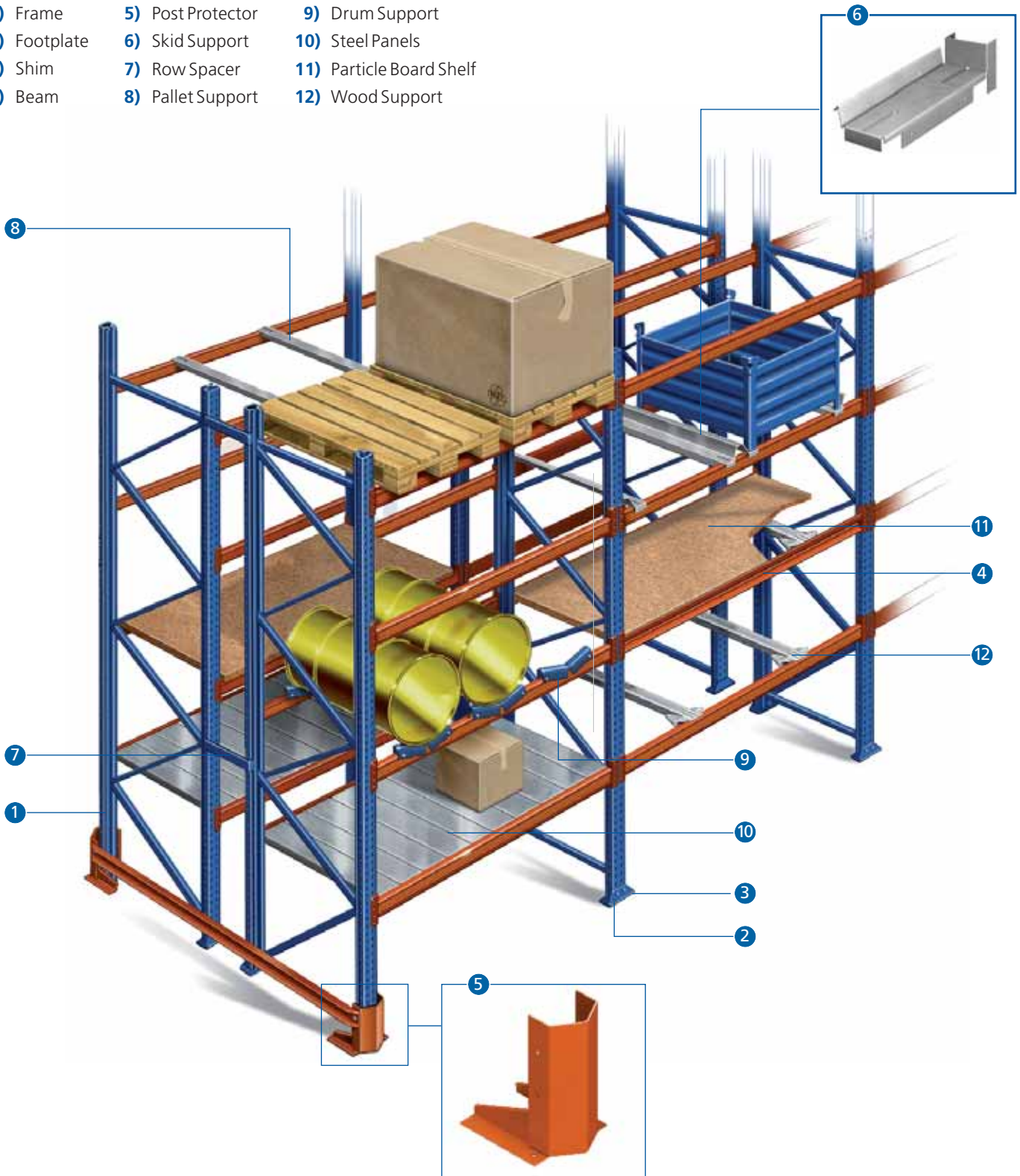
**Top view of selective pallet rack warehouse. The forklift has access to rows of pallet rack on both sides.**



**Front view. Pallets can be placed in any available space. Beams usually support 2 or 3 pallets.**

### Basic Components

- |              |                   |                          |
|--------------|-------------------|--------------------------|
| 1) Frame     | 5) Post Protector | 9) Drum Support          |
| 2) Footplate | 6) Skid Support   | 10) Steel Panels         |
| 3) Shim      | 7) Row Spacer     | 11) Particle Board Shelf |
| 4) Beam      | 8) Pallet Support | 12) Wood Support         |



## Frames

Frames are made up of two posts, bracing and footplates. Posts are offered in tear drop.

Also available for seismic zones. Frames are available with the following options:

- Assembled (bolted)
- Knockdown

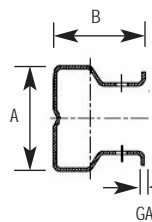
All posts are cold roll-formed using 55,000 psi minimum yield steel. These posts have been designed to meet RMI specs.



TEAR DROP POST

Tear drop post with standard footplate.

Bolted/Welded.



Post dimensions	U77	U80/U82	U101	U122
A	3 <sup>3/16</sup> "	3 <sup>3/16</sup> "	4"	4 <sup>3/4</sup> "
B	2 <sup>9/16</sup> "	2 <sup>11/16</sup> "	2 <sup>11/16</sup> "	2 <sup>11/16</sup> "
(GA) GAUGE	15	14/12	13	12

FRAMES CAPACITY (lbs)	15 GA	14 GA	12 GA	13 GA	12 GA
	3 <sup>3/16</sup> "	3 <sup>3/16</sup> "	3 <sup>3/16</sup> "	4"	4 <sup>3/4</sup> "
Beam Spacing	U77	U80	U82	U101	U122
36"	20,930	26,520	38,820	36,440	47,880
42"	20,930	25,880	37,800	36,440	47,880
48"	19,980	24,540	35,480	36,440	47,880
54"	18,710	23,040	33,120	35,060	47,880
60"	17,290	21,360	30,360	33,480	47,500
66"	15,730	19,500	27,560	31,740	45,600
72"	14,010	17,460	24,629	29,820	43,700
78"	12,150	15,260	21,420	27,760	41,600
84"	10,480	13,160	18,480	25,520	39,380
90"	9,130	11,460	16,100	23,120	37,040
96"	8,020	10,080	14,140	20,540	34,560

Based on maximum vertical spacing floor to top of beam, or top of beam to top of beam. Use larger of these dimensions.  
 For Beam Spacing over 96", please consult with our technical department.  
 Applicable for non-seismic use only.

## Selective pallet rack components and load tables

### Beams

An extensive range of beam profiles are available for different load requirements. Beams are adjusted on 2" centres.

Beams are offered in tear drop or Mecalux style (Mecalux style beams fit both tear drop posts and Mecalux posts).

Beams are available in three different options:

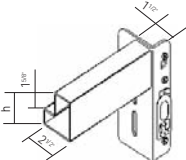
- Step beams (one piece)
- JN beams
- Z beams (used for building picking levels only).

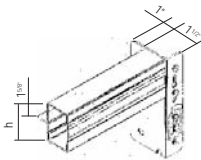


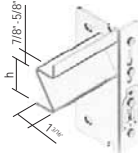
**Mecalux connector.**

**4 Pin tear drop connector.**

**3 Pin tear drop connector.**

Step Beams	Model	Height (H)
	717/3PIN	2 <sup>3/4</sup> "
	817/3PIN	2 <sup>1/8</sup> "
	9517/3PIN	3 <sup>3/4</sup> "
	1017/3PIN	4"
	1117/3PIN	4 <sup>1/2</sup> "
	1218/4PIN	5"

JN Beams	Model	Height
	1315/4PIN	5 <sup>1/8</sup> "
	1515/4PIN	5 <sup>7/8</sup> "
	1618/4PIN	6 <sup>1/4</sup> "

Z Beams	Model	Height
	55/3PIN	2 <sup>3/16</sup> "
	60/3PIN	2 <sup>3/8</sup> "
	65/3PIN	2 <sup>9/16</sup> "

STEP BEAMS							JN BEAMS		
Beam Spacing	U-717	U-817	U-9517	U-1017	U-1117	U-1218	JN-1315	JN-1515	JN-1618
48"	5,200	6,350	8,140	8,990	10,740	14,320	15,180	18,630	24,860
54"	4,670	5,700	7,290	8,050	9,600	12,810	13,550	16,610	22,140
60"	4,250	5,190	6,610	7,290	8,690	11,600	12,240	15,000	19,970
66"	3,910	4,760	6,050	6,670	7,940	10,610	11,180	13,670	18,180
72"	3,620	4,410	5,590	6,160	7,320	9,790	10,290	12,570	16,700
78"	3,230	4,110	5,200	5,720	6,790	9,090	9,540	11,640	15,440
84"	2,820	3,840	5,400	5,940	7,040	9,420	9,870	12,040	15,950
90"	2,490	3,380	4,910	5,580	6,600	8,850	9,250	11,270	14,910
96"	2,210	3,010	4,350	5,050	6,220	8,340	8,710	10,590	14,010
102"	1,980	2,690	3,880	4,510	5,890	7,900	8,230	10,000	13,210
108"	1,790	2,430	3,490	4,050	5,300	7,500	7,800	9,470	12,500
114"	1,630	2,200	3,160	3,670	4,780	7,040	7,420	9,000	11,860
120"	1,480	2,010	2,870	3,330	4,340	6,400	7,350	8,900	11,720
126"	1,360	1,840	2,630	3,050	3,960	5,840	7,020	8,500	11,180
132"	1,250	1,700	2,410	2,800	3,630	5,360	6,730	8,140	10,690
138"	1,160	1,570	2,220	2,580	3,340	4,930	6,240	7,800	10,240
144"	1,080	1,460	2,060	2,380	3,090	4,560	5,760	7,500	9,830

Z BEAMS			
	ZS-U55	ZS-U60	ZS-U65
60"	1,860	3,711	2,375
72"	1,565	3,109	2,000
84"	1,380	2,664	1,730
96"	1,140	2,318	1,530
108"	915	1,850	1,280

- Beams safety factor conforms with current Rack Manufacturers Institute standards (RMI Specs).
- Capacities are based on uniformly distributed loads per pair of beams.
- Applicable for non-seismic use only.
- For one-piece step beams in excess of 108" in length, an extra-lateral support installed at mid-span is recommended.
- Connectors are available with 3 or 4 pins, depending on the model.

### Footplates

Various types of footplates are available depending on the load, type of post and seismic conditions.

- Bolted footplate
- Seismic Footplate



Standard

Seismic

### Corner guard & post protector

Used to protect frames.  
Standard height is 16".  
Standard color is orange.



### Frame splices

Frame splices allow to build high racking structures.



### Row spacer

Used to connect frames on back-to-back rows.



### Anchor bolts

Different types of anchor bolts for seismic or not seismic areas.  
Wood support



### Leveling shims

Used to level the rack on uneven floors.

- Standard shim
- Seismic shim



Standard

Seismic

### Bolt-on post protector

Used to protect posts.  
Available in 12", 24", 36" and 48" high. Standard color is blue.



### Row spacer & wall tie

Used to anchor the rack to the wall. Kit includes hardware.  
The two parts are adjustable. Example: for 12" space from wall use 10" row spacer.



### Pallet stops

Used to help prevent the pallet from falling off the rack when the forklift pushes against it.



### Cross-ties

Used to provide support for pallets. Pallet support (Double Waterfall) Available in 14 and 16 (GA.) Wood support



Drop-in pallet support

Pallet support (Double Waterfall)

Pallet support (Single Waterfall)

Wood support



Chicago: 391,000 sq.ft.



Selective Pallet Racking



Drive-In Pallet Racking



Push Back System



Sumter: 250,000 sq.ft.



Pontiac: 415,000 sq.ft.



Flow Systems



Wide Span Shelving



Metal Point Shelving



Tijuana: 378,000 sq.ft.



Matamoros: 154,000 sq.ft.



Structural Cantilever



Mezzanine's



Structural Rack

#### US CORPORATE HEADQUARTERS

1600 North 25th Avenue  
Melrose Park, IL 60160  
Phone (708) 344-9999  
Fax (708) 343-9788

#### PONTIAC PLANT

701 Interlake Drive  
Pontiac, IL 61764  
Phone (815) 844-7191  
Fax (815) 842-2327

#### SUMTER PLANT

1925 Corporate Way  
Sumter, SC 29154  
Phone (803) 481-3482  
Fax (803) 481-6315

#### BROWNSVILLE WAREHOUSE

6333 Padre Island Hwy, Unit 4-A  
Brownsville, TX USA 78520  
Phone (956) 831-7070  
Fax (956) 831-7076

#### RETAIL SERVICE SOLUTIONS

1200 Chastain Road, Suite 310  
Kennesaw, GA 30144  
Phone (866) 862-2565  
Fax (770) 419-4078

#### SAN DIEGO WAREHOUSE

8607 Ave De La Fuente  
San Diego, CA 92807  
Phone (619) 671-0335  
Fax (619) 671-0501

#### DALLAS WAREHOUSE

1520 Selene Drive, Suite 100  
Carrollton, TX 75006  
Phone (972) 245-3910  
Fax (972) 245-3920

#### ROBOTICS DIVISION

804 Newtown Circle, Suite B  
Lexington, KY 40511  
Phone (859) 253-0879  
Fax (859) 253-4782

**TOLL FREE**

**1-877-MECALUX  
1-877-632-2589**



#### OFFICES WORLDWIDE

Argentina, Belgium, Brazil, Chile, Czech Republic, France, Germany, Italy, Mexico, Poland, Portugal, Slovakia, Spain, United Kingdom.

#### DISTRIBUTORS IN OVER 70 COUNTRIES

[www.interlakemecalux.com](http://www.interlakemecalux.com)  
[info@interlakemecalux.com](mailto:info@interlakemecalux.com)



Fabricator ID #1761



Fabricator ID # FA-380



Fabricator ID #277  
used with permission  
of Clark County

